

OAKLAND CUSD #5

**2ND GRADE**  
**APRIL 20-24, 2020**

MICHELLE STRADER

Week 3

Mrs. Strader


Where the Wild Things Are

Please remember that everything is in cursive.

	Choice 1	Choice 2	Challenge:
Reading: Story: Where the Wild Things Are Either listen on epic or read hard copy	Fill out What happens first, next....Remember cursive	Max's Characteristics and the Monster's characteristics	You make a monster: What does he have: (looks like) what can he do, is he scary? Funny? Be creative!!
Math:	One round of xtra math	Works sheet of word problems	My symmetrical monsters; Can you finish the other half of the monsters so both sides look symmetrical (the same)
Writing:	Write "If I were king of the wild things...be creative and cursive	If you could travel anywhere like Max did, where would you go? Why? What would happen>	Write about a souvenir you have gotten from somewhere. What is it? Why did you get?
Social studies	Read weekly reader. Use link. Answer questions on last page. <a href="https://sn2.scholastic.com/issues/2019-20/040220.html">https://sn2.scholastic.com/issues/2019-20/040220.html</a>	Max had a warm dinner waiting for him, draw it and draw your healthy dinner.	Show me how you reuse, reduce, or recycle. Can be picture, you can make a drawing, or write about it.
Or science	Class code maphome3 Should the beach be protected? Why or why not?	Draw a plant and label stem, roots, leaves, flower	How can you recycle a shoe box.? Draw a picture and write a sentence.


# Where The Wild

## Things Are



**First**


**Next**



**Then**


**Last**

# Max's Characteristics





# My Monster's Characteristics



Math word problems: Write number sentence. Some are addition and some are subtraction.

1. Ainsleigh, Amira and Kenidy each have 26 pieces of colored chalk. How much chalk do they have all together?
2. Grant has 92 baseball cards. He gave Jayden 12 and Charlie 21. How many cards does he have left?
3. Maryjane and Peyton went to the store and bought 48 lip glosses. If they divided 48 equally, how many do each have?
4. Elliot has read Harry Potter twice. If there are 417 pages in the book, how many pages did Elliot read?
5. Diemos, Kimmy, Chase and Maddie ride the bus to school. They get on the bus at 3:00. It takes 10 minutes for Diemos to get home? What time will he get home? It takes Kimmy, Chase and Maddie each 10 minutes after Diemos. What time do each get home?

3:00, \_\_\_\_\_, \_\_\_\_\_, \_\_\_\_\_, \_\_\_\_\_

6. Adlee, Braelyn and Evelyn are having a contest to see who can read more books. Each girl wants to read 100 books. Adlee has read 63, Braelyn 71, and Evey has read 59. How many books does each girl need to read?


Adlee \_\_\_\_\_

Braelyn \_\_\_\_\_


Evey \_\_\_\_\_

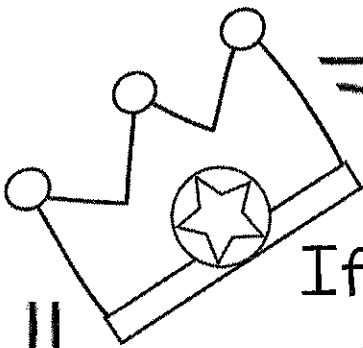
7. On Kaison's baseball team, Joey and Elijah have each hit 9 homeruns. Kiason has hit 4 less than Joey's and Elijah's total of homeruns. How many homeruns has he hit?
  
8. London and Peyton have \$2.00 each to spend on gum, makeup and chocolate.  
If the gum is .50, makeup is .99 and chocolate is .49, do they each have enough money?
  
9. Logan gave Mrs. Strader his homework. He finished 19 pages. He has 7 more pages. How many total pages will Logan hand in?

# My Symmetrical Monster




# My Symmetrical Monster






If I were king of the **wild** things

by: \_\_\_\_\_



Handwriting practice lines consisting of solid top and bottom lines with a dashed middle line. There are four sets of these lines.



A large rectangular area with a decorative border of small circles. Inside, there are 20 sets of primary-ruled lines (top solid, middle dashed, bottom solid) for handwriting practice.



©2008/2009  
Kumon

Mrs Strader 4/20 writing 2 or 3




4/20 Mrs Strader SS 1 or 3

4/20 Strader #2  
Sac. St.

Mrs Strader 4/20 Science #1

4/20 Strader # 1 or 3  
Science

 SCHOLASTIC  
**News**

edition  
**2**

Beach of  
**GLASS**

A beach in California is covered in beautiful pieces of sea glass.  
They are smooth and shiny. They look like jewels.  
And they used to be trash.  
How did that happen?

**My name** \_\_\_\_\_



People call this beach "Glass Beach."

# Trash or Treasure?

At one beach, the ocean turned pieces of trash into beautiful stones.

**As You Read**  
Think about whether this beach should be protected.

One hundred years ago, garbage trucks didn't go to houses to pick up trash. Instead, people took their garbage to the beach—and left it there! People took all kinds of junk to the beach, like broken dishes, old bottles, and cars. That made one beach in California a big mess.


About 50 years ago, things changed. People learned that garbage was bad for the ocean.

They started to clean up that beach. They took away the big pieces of metal and old cars. But they left behind a lot of pieces of sharp, broken glass.

## Ocean at Work

The glass stayed on the beach, but it changed. For years, ocean waves crashed onto the beach. The sand and water rubbed against the sharp edges of the glass and made them smooth.

The ocean and sand turned those pieces of broken glass into smooth **sea glass**. The sea glass sparkles in the sun like millions of shiny jewels.





## Disappearing Glass

Now people come from all over to see the beautiful beach. But there's a problem. People don't just look at the sea glass. Some people take pieces home as **souvenirs**. All that beautiful glass is starting to disappear.

The people who take sea glass say they're not doing anything wrong. The glass used to be trash! They say it belongs to anyone who wants it.

Other people disagree. They say the glass should be left alone. They want people to be able to come and see the beautiful beach for years to come.

Nature turned a pile of trash into a beautiful treasure. What should happen next?

—by Blair Rainsford

### What Do You Think?

Should people be allowed to take the sea glass?




Yes



No

Use the "Debate It!" page on the *Scholastic News* website to write your answer.



## Sea Glass Colors

The different colors of sea glass on the beach come from different kinds of trash.

Red glass comes from old car taillights.




Blue glass comes from medicine bottles.



Green glass comes from perfume bottles.



Glass Beach is beautiful, but throwing trash on the beach is not a good idea. Here are three better ways to deal with trash.



**Reduce**

To **reduce** means to make less of something. Write on both sides of a piece of paper. You will make less trash.



**Reuse**

To **reuse** means to use again. Use a lunch box every day instead of a new paper bag.



**Recycle**

When something is **recycled**, it is turned into something new. If you recycle a bottle, it can be turned into a new one.

1. Which one means to make less of something?

reduce

reuse

recycle

2. When you recycle something, you \_\_\_\_\_.

use less of it

throw it out

turn it into something new

3. Sofia uses a metal water bottle every day instead of a new plastic one. She \_\_\_\_\_ her metal bottle.

reduces

reuses

recycles

4. A company turns old metal cans into new ones.

It is \_\_\_\_\_ the old cans.

reducing

reusing


recycling



Mrs. Strader 4/20

**The night Max wore his wolf suit and made mischief of one kind**

Mrs. Strader ©




kind

Mrs. Strader ③

and another

4/20


Mrs. Strader  
④



4/20 Mrs Strader  
⑤

his mother called him "WILD THING!"  
and Max said "I'LL EAT YOU UP!"  
so he was sent to bed without eating anything.


4/20 Mrs. Strader  
⑩



4/20 Mrs Strader  
①

**That very night in Max's room a forest grew**

Mrs. Strader 4/20  
⑧





Mrs. Strader  
4/20

9

and grew—





10

Mrs Strader  
4/20

Mrs Strader  
4/20

①

and grew until his ceiling hung with vines  
and the walls became the world all around



12

Mrs  
Strader  
4/20





(18)  
Mrs. Strader  
4/20


and an ocean tumbled by with a private boat for Max  
and he sailed off through night and day



Mrs. S. S. S. S.


①

470



and in and out of weeks  
and almost over a year  
to where the wild things are.

⑤  
MS study  
7/20










And when he came to the place where the wild things are they roared their terrible roars and gnashed their terrible teeth



4/20  
Mrs. Strader  
18

and rolled their terrible eyes and showed their terrible claws





(19)  
4/20  
Mrs Strader

till Max said "BE STILL!"  
and tamed them with the magic trick



of staring into all their yellow eyes without blinking once  
and they were frightened and called him the most wild thing of all



Mrs. Strader 41-10



and made him king of all wild things.

2



**“And now,” cried Max, “let the wild rumpus start!”**

72



Mrs Strader 4/20 23




Mrs. Stodler 4/10/24







Mrs. Strader 4/20 26





4130 Mrs. Steadley 21



1195 5/20/01 4/20 ABS







**“Now stop!” Max said and sent the wild things off to bed without their supper. And Max the king of all wild things was lonely and wanted to be where someone loved him best of all.**



ly


Then all around from far away across the world  
he smelled good things to eat  
so he gave up being king of where the wild things are.





But the wild things cried, "Oh please don't go—  
we'll eat you up—we love you so!"  
And Max said, "No!"






The wild things roared their terrible roars and gnashed their terrible teeth and rolled their terrible eyes and showed their terrible claws but Max stepped into his private boat and waved good-bye


Strader  
4/20

203

**and sailed back over a year  
and in and out of weeks  
and through a day**




Book 412 34



strader  
4/20 35

**and into the night of his very own room  
where he found his supper waiting for him**







420 strader

**and it was still hot.**

**Week of April 20-May 1, 2020**  
**2nd Grade Art**  
**Mrs. Sweeney**

Please pick 1 out of the 3 activities to complete every other week. Please email me a picture of your child completing the activities or submit the activity to the homework box located in the Lake Crest foyer. Some of the art projects require supplies. Please feel free to improvise if you do not have the required supplies, or reach out to me or the office and we will work together to get you what we need. Some basic supplies will be available for pick-up in the Lake Crest foyer.

Please email me at [jill.sweeney@oakland5.org](mailto:jill.sweeney@oakland5.org) or call the school and leave a message, and I will give you a call as soon as I can.

My Office Hours: Monday – 8-10am

Tuesday – 10-12am

Wednesday – 8-10am

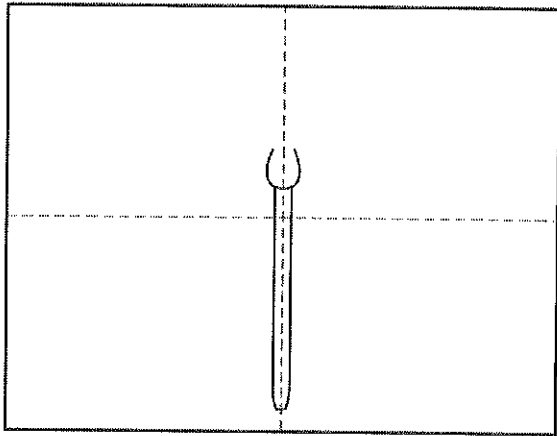
School Office Hours: Monday – Thursday 7:30-11:30

<b>Class</b>	<b>Choice 1</b>	<b>Choice 2</b>	<b>Choice 3</b>
2 <sup>nd</sup> Grade	Dragon Fly	Jumping Frog	Parrot Mobile

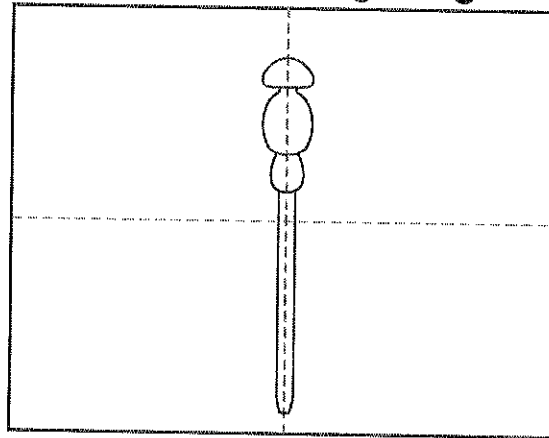


2nd / Art / April 20 - May 1

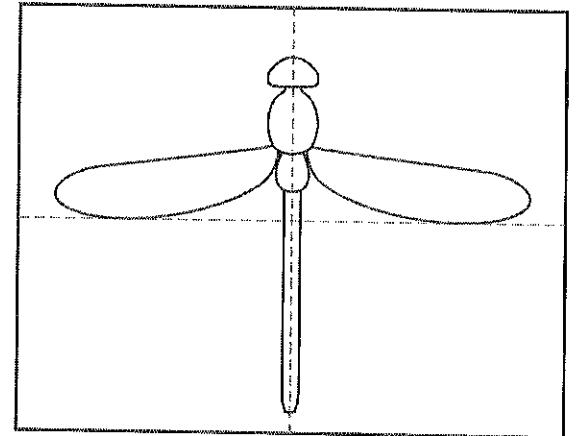
## Draw a Dragonfly



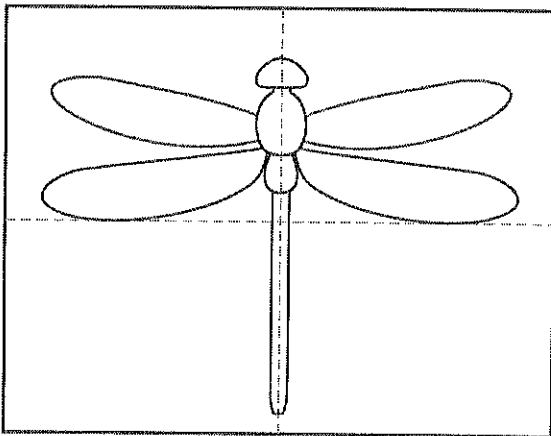
1. Draw the long abdomen as shown.



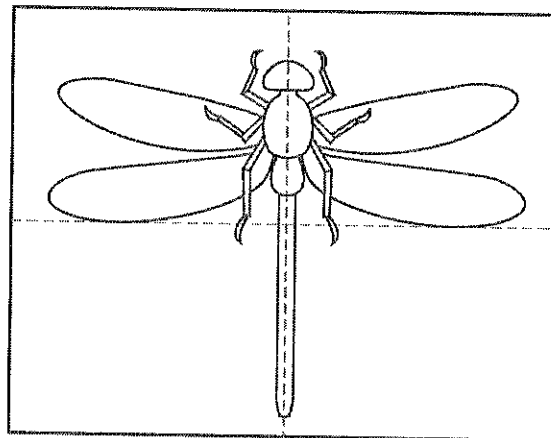
2. Add the thorax and head.



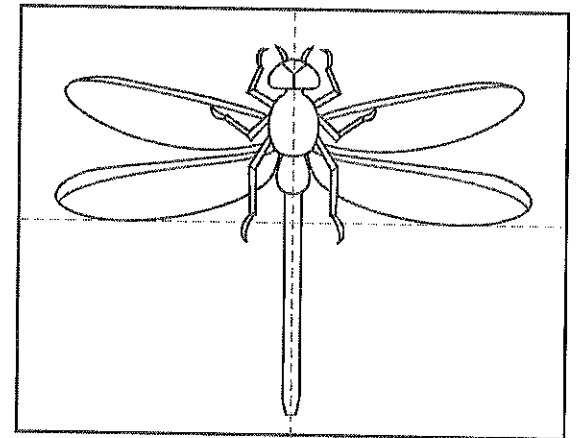
3. Draw two symmetrical lower wings.



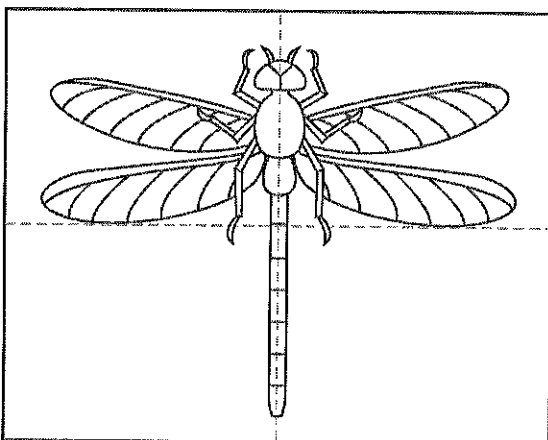
4. Add two symmetrical upper wings.



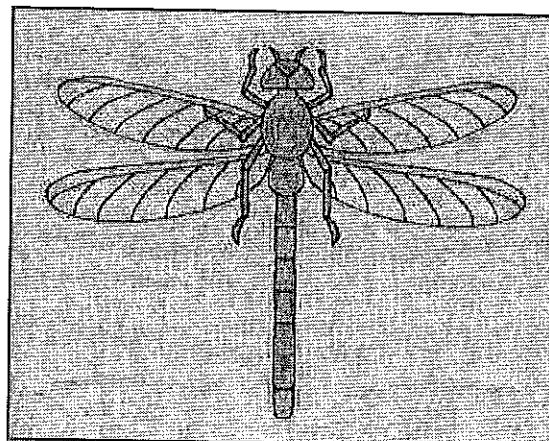
5. Add six legs with sections shown.



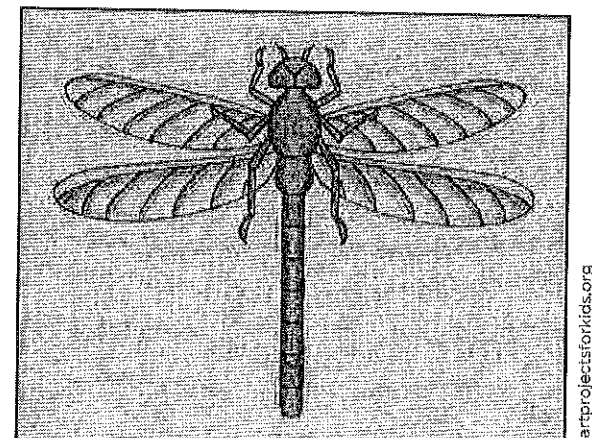
6. Add head and wing details.



7. Draw the abdomen and wing details.

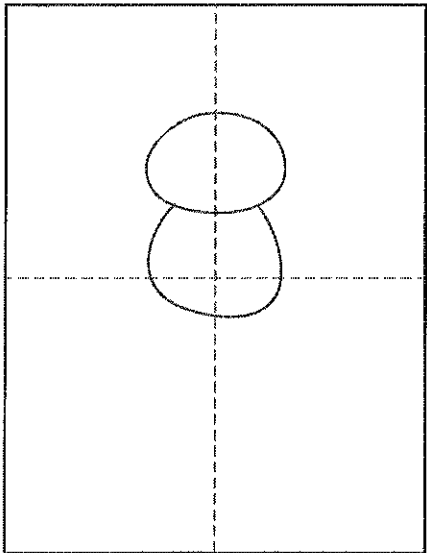


8. Trace with a thin marker and color.

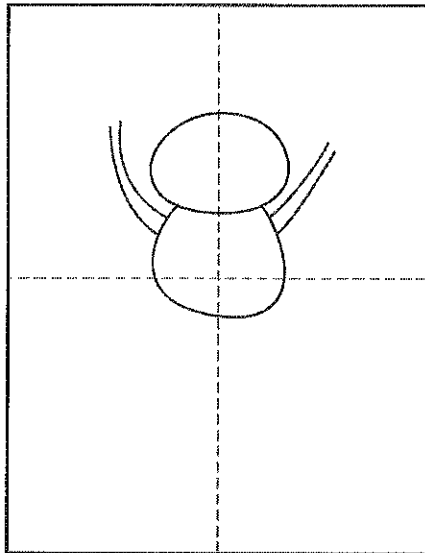


9. Add more crayon color for iridescent look.

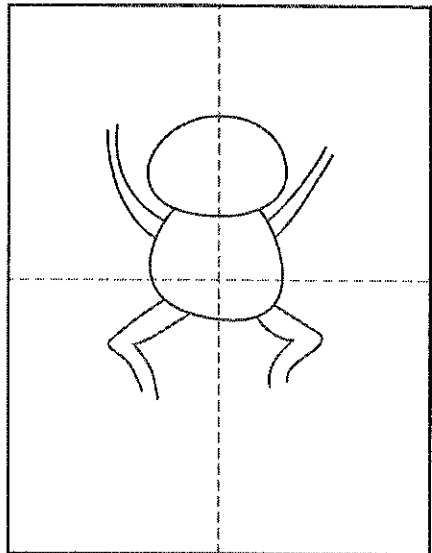
# Draw a Jumping Frog



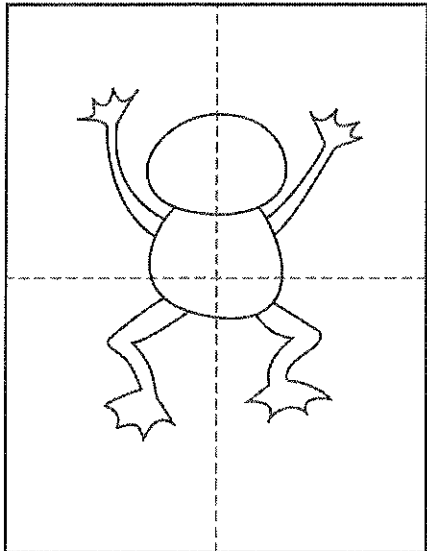
1. Make guide lines. Draw head, body.



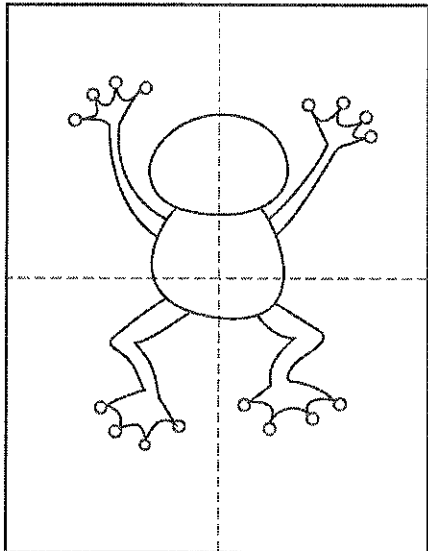
2. Start the arms.



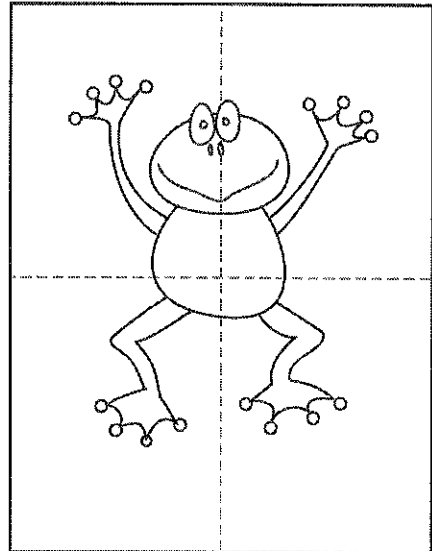
3. Start the legs.



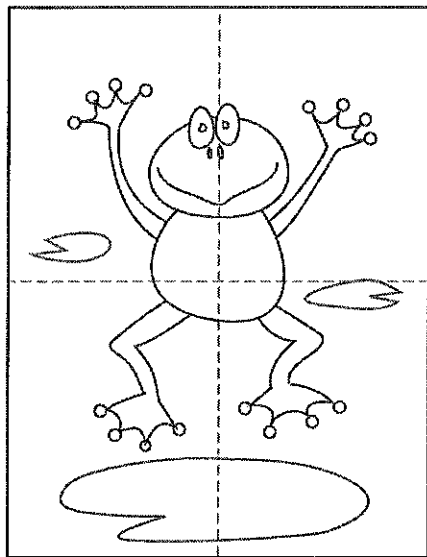
4. Add hands and feet.



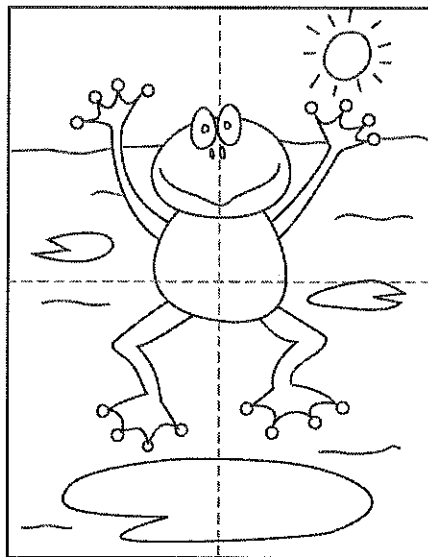
5. Draw balls on hands and feet.




6. Draw the frog face.



7. Draw three or more lily pads.




8. Add water lines and sun.



9. Trace with a marker and color.

## Parrot Mobile



### Materials:

Construction paper

crepe paper (or tissue paper or whatever you have available)


scissors

glue

string or yarn to hang

wiggly eyes optional

**Directions:**



Look at pictures of parrots to see exactly what they looked like.  
Cut out 1 parrot body and 2 beaks.  
Glue beaks, one on each side of head matching up with each other.  
Add face of bird.



Cut slits in the body for the wings and tail, placement indicated by circles on picture above.  
Cut strips of crepe paper for tail and wings

Thread the crepe paper through the slits on the body.

Add feathers on top of head, eyes and other details.

Punch hole in top of head and tie string through it. Hang.

# Weeks of April 20-30, 2020

## April Lee

Hello, again! I hope things are going as smoothly as possible for you and yours during these stay-at-home weeks. Reconnecting with our families is so precious.

In addition to the Options below, I have created a Facebook group called Lake Crest Music. I believe I have invited everyone K-5. Each day or so I try to find some activity we can do together. Send me an email or make a comment if you liked a particular activity.

To complete Options #1 & #2 students will need a pencil. For Option #3, crayons.

Their work is due April 30th. Remember they are to do Art one week and Music the other.

My "office hours" are from 10:00 a.m. to noon on Mondays, Wednesdays, & Thursdays, but you can email me anytime with questions or concerns at [april.lee@oakland5.org](mailto:april.lee@oakland5.org).

<b>Class</b>	<b>Choice 1</b>	<b>Choice 2</b>	<b>Choice 3 (Enrichment)</b>
2nd Grade Music	On the Search for "so"	Writing Rhythms	Rhythm Coloring Sheet

\*Remember: So" is always higher than "mi."

Name \_\_\_\_\_

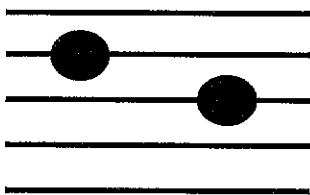
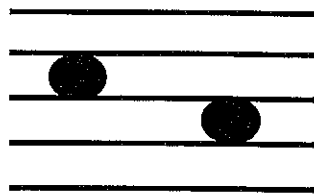



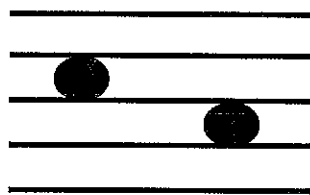

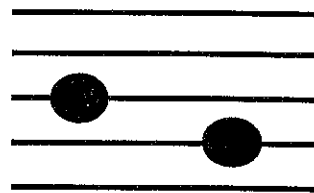


On the

SEARCH

so

SO



So and mi are on the staff. Circle to show which one is so.





# Writing Rhythms

Name \_\_\_\_\_


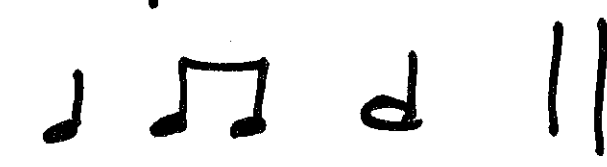
Using "ta", "ti-ti" and "half note" write the syllables under the rhythms below. The first one has been done for an example.

1.  |  ||

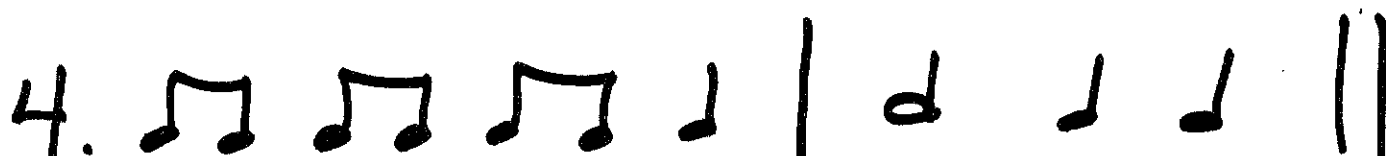

ti-fi ta ti-ti ta | half note half note ||

2.  |  ||

— — — — | — — — — ||

3.  |  ||


— — — — | — — — — ||







4.  |  ||

— — — — | — — — — ||

For extra fun speak + clap the rhythms! 😊





QUARTER NOTE - GREEN		QUARTER REST - BROWN	
HALF NOTE - BLUE		HALF REST - PURPLE	
WHOLE NOTE - PINK		WHOLE REST - YELLOW	



**Week of April 20-24, 2020**  
**2nd/3rd PE**  
**Coach Kappy**

Please pick 3 out of the 5 activities to do for the week. Please email me a picture of your child completing the activities and the dates or email me a description of the activities. You or your child may also write a few sentences about the activity and submit to the homework box located in the Lake Crest foyer.

Please email me at [jenny.kapraun-veach@oakland5.org](mailto:jenny.kapraun-veach@oakland5.org) or call the school and leave a message, and I will give you a call as soon as I can.

<b>Class</b>	<b>Choice 1</b>	<b>Choice 2</b>	<b>Choice 3</b>	<b>Choice 4</b>	<b>Choice 5</b>
2nd/ 3rd Grade	Ride your bike for 15-20 minutes	Work out to some kind of exercise videoor have a dance marathon.	Go on a walk with your family or with a parent for 15-20 minutes	Play Basketball for 15-20 minutes.	Another physical activity that you do for 15 minutes or more (yard work, etc.)